


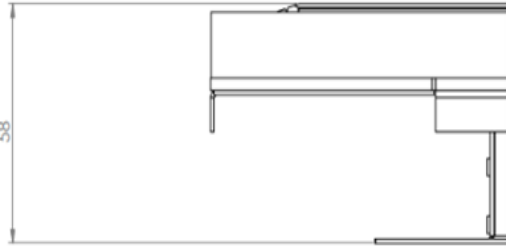

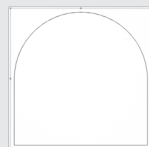







CUSTOM ROUND ACCESS PANELS



Please complete this form for each size panel you require and submit for quotation. All panels will be manufactured to a tolerance of +/-2mm.

Custom Dimensions	Application	Shape	Lock
Custom Diameter <hr/> mm Maximum diameter 800mm	 Ceiling	 Circular (Standard)	 Touch Latch
Frame Profile  58 mm Other (min. 58mm) <hr/> mm	 Wall	<p>For the below shapes, get in touch with our team to specify details</p>  Arch  Curved Corners  Triangle	 Back Fixing Keyed Cam  Screw Fixed  Allen Key Cam Lock
	Material MDF (Standard) HMR MDF (High Moisture Resistant)		
	Special Instructions Company Name Contact Name Quantity Date E-mail Phone Signature		

Click here to go back to Contents

CUSTOMER DETAILS

Please complete this form for each size panel you require and submit for quotation to sales@tgroup.com.au

By accepting this custom product quote, you are agreeing to the manufacture of a custom product which subject to [Trafalgar's Terms and Condition.](#)