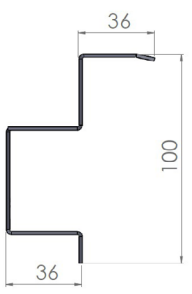
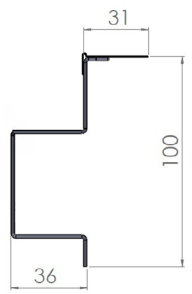











# MEDIUM SECURITY ACCESS PANEL ORDER CONFIRMATION

Customer to complete for each size panel required. All panels will be manufactured 5mm smaller than the opening size in wall or ceiling to a tolerance of +/-2mm. It is designed for easy install.

Opening size in ceiling or wall:		Height	mm	Width	mm
				None (standard) MDF Steel Rib (lightweight infill)	
<b>Step 1 APPLICATION</b>  Wall  Ceiling	<b>Step 2 FRAME TYPE</b>  Flanged Edge (Feathered Edge or Picture Frame)  Wet Wall (Seat Bead or Concealed frame)	<b>Step 3 DOOR INFILL</b>		<b>Step 4 LOCK OPTIONS</b>	
		 Lockwood 201 (with lock shroud)		 Kaba Nightlatch (standard)	
		 SCECL3 Bilock		 Lock Shroud	
<b>OTHER</b>					
<b>MATERIAL</b>					
1.6mm zincanneal steel					
1.6mm stainless steel					
If the above does not meet your requirements, please contact our Sales Team on 1800 888 714.					
Quantity					
Company name					
Contact Name					
Date					
Signature					
<small>*By signing and returning this order confirmation, you are agreeing to the manufacture of a custom panel subject to Trafalgar's Terms and Conditions.</small>					
CLICK THE IMAGE TO VISIT OUR WEBSITE					
					
<a href="http://www.taccess.com.au" style="color: white; text-decoration: none;">www.taccess.com.au</a>					