




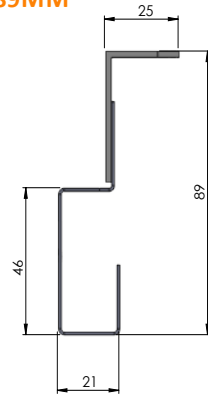


CUSTOM ORDER FORM

Please complete this form for each size panel required. All panels will be manufactured 5mm smaller than the opening size in wall or ceiling to a tolerance of +/-2mm.

Frame Type	Custom Dimensions (mm)	Application	Lock
<input type="radio"/> WET WALL (SET BEAD) Code: FYRESHIELD-CUSTOM -WW FYRESHIELD-SCREWFIXED-CUSTOM-WW  Set Bead for Plastering  Panel installed	Height Width Maximum size 600 x 600mm, for larger sizes please refer to our Fire Rated Service Shaft manual or contact Trafalgar	 <input checked="" type="radio"/> Shafts FyreSHIELD is suitable for shafts where NCC C3.13 concession applies (30min insulation requirement). For full FRL applications refer to FyreSHIELD Plus . WALLS: up to -/120/120 with Screw Fixed door. (Refer to FRL Tables in Technical Manual)	<input checked="" type="radio"/> Budget <input type="radio"/> Kaba Nightlatch <input type="radio"/> Screw Fixed
<input checked="" type="radio"/> FLANGED EDGE (FEATHERED EDGE) Code: FYRESHIELD-CUSTOM -FE FYRESHIELD-SCREWFIXED-CUSTOM-WW  Picture Frame  Panel installed	Special Instructions 	Frame Profile HINGED PROFILE 89MM  FyreSHIELD Screw Fixed Frame Depth is 72mm	

CUSTOMER DETAILS

Please complete this form for each size panel you require and submit for quotation to sales@tgroup.com.au

By accepting this custom product quote, you are agreeing to the manufacture of a custom product which is subject to **Trafalgar's Terms and Conditions.**

Company Name		
Contact Name		
Quantity Date		
E-mail Phone		
Signature		